



# Fact Sheet

August 25, 2009

## California State Parks Budget Impact of Revised Budget Reductions

First year, 09/10 budget numbers:

\$8.0 Million	Legislative reduction
\$6.2 Million	Added reduction from Veto
<u>\$1.8 Million</u>	Elimination of GF Price Increase
\$16.0 Million	Total reduction, representing a reduction of more than 11% of GF

However, the magnitude of the reductions is more than this amount, when you add in other reductions listed in the revised budget, the impacts that occur from furloughs and revenue reductions when parks are closed.

\$2.4 million	Reduced from the PRA account, tobacco tax
\$12.0 million	Estimated value of lost work days from furloughs.
<u>\$10.0 million</u>	Estimated lost fee revenue from closing parks
\$24.4 million	

\$40.4 Million Total reduction for 09/10 (\$16.0 + \$24.4)

In the second year, 10-11, there are added reductions to the State Parks' budget as follows:

\$8.0 Million	Additional General Fund reduction
<u>\$5.0 Million</u>	Estimated added loss in fee revenue from park closures
\$13.0 Million	Total reduction for 10-11

Total reduction for 10/11:

\$40.4 from 09/10	
<u>\$13.0 from 10/11</u>	
\$53.6 Million	Total reduction for two years, representing more than a 20% reduction of the State Parks' Operating Budget.

Figure 1

# California State Parks Percentage of Core Operations Funded by the General Fund Fiscal Year 1980-81 to Present (07-08 and 08-09 Projected)

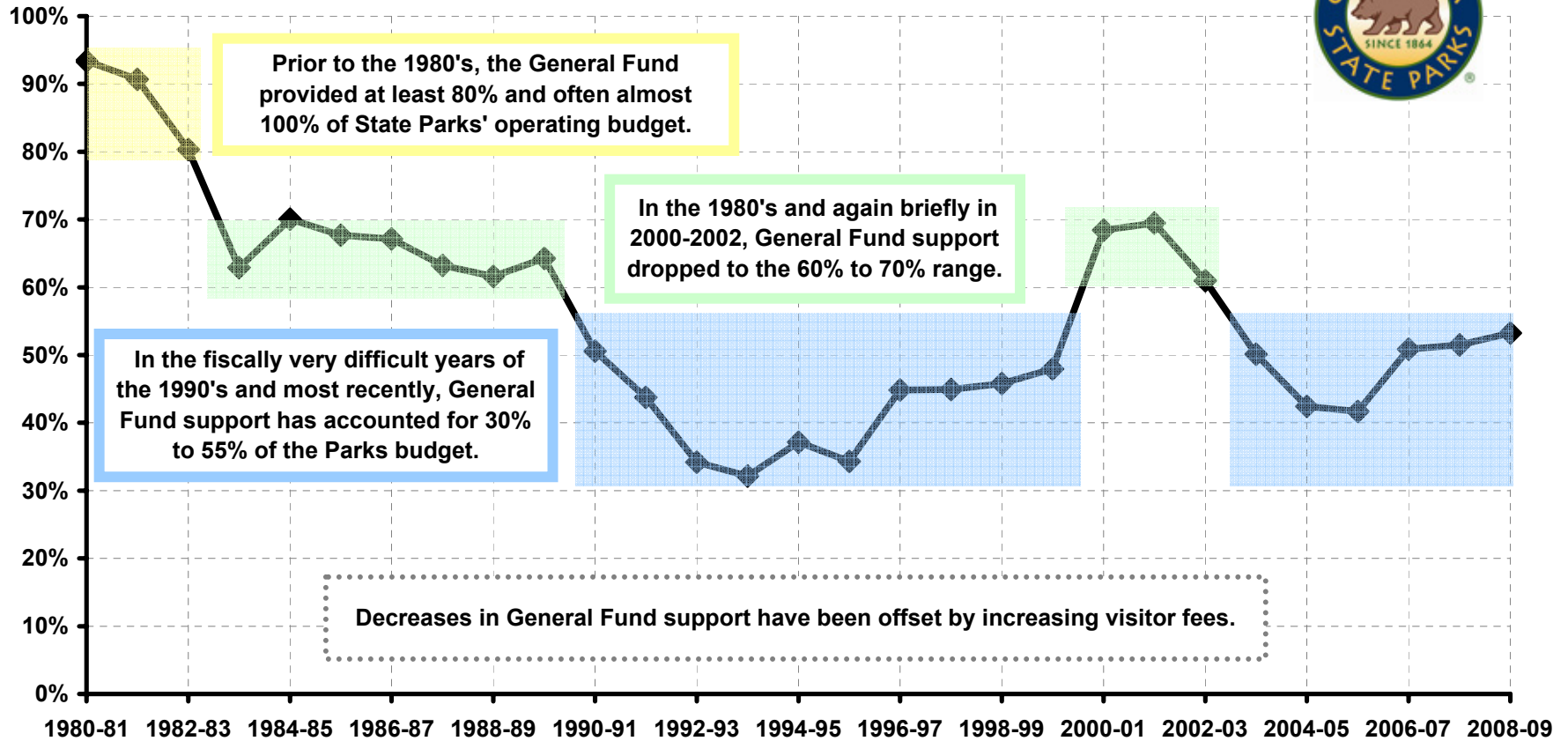


Figure 2

# California State Parks Changes in Population, Acreage, Visitation and Staffing

As Compared to FY 1977/78 Levels

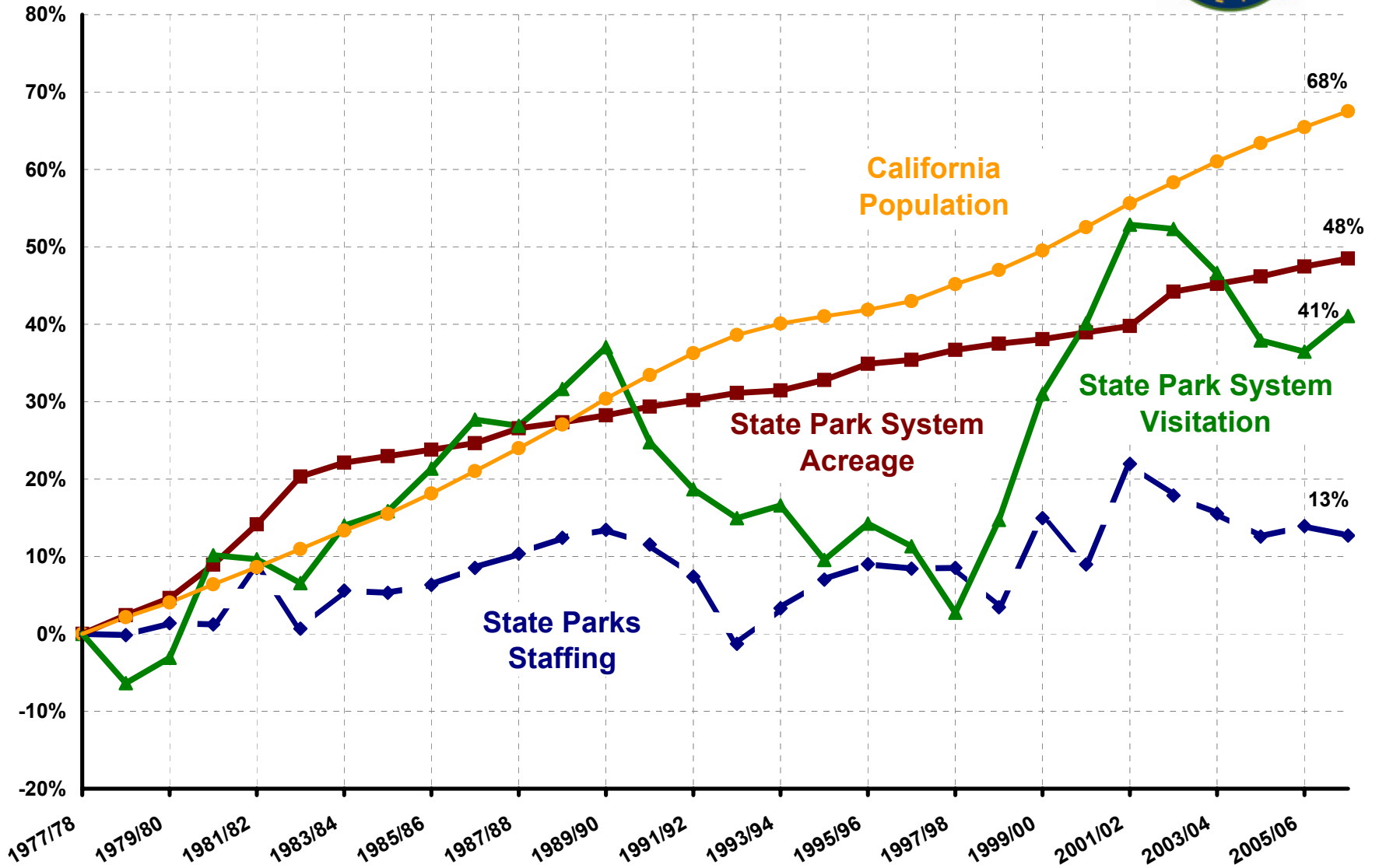
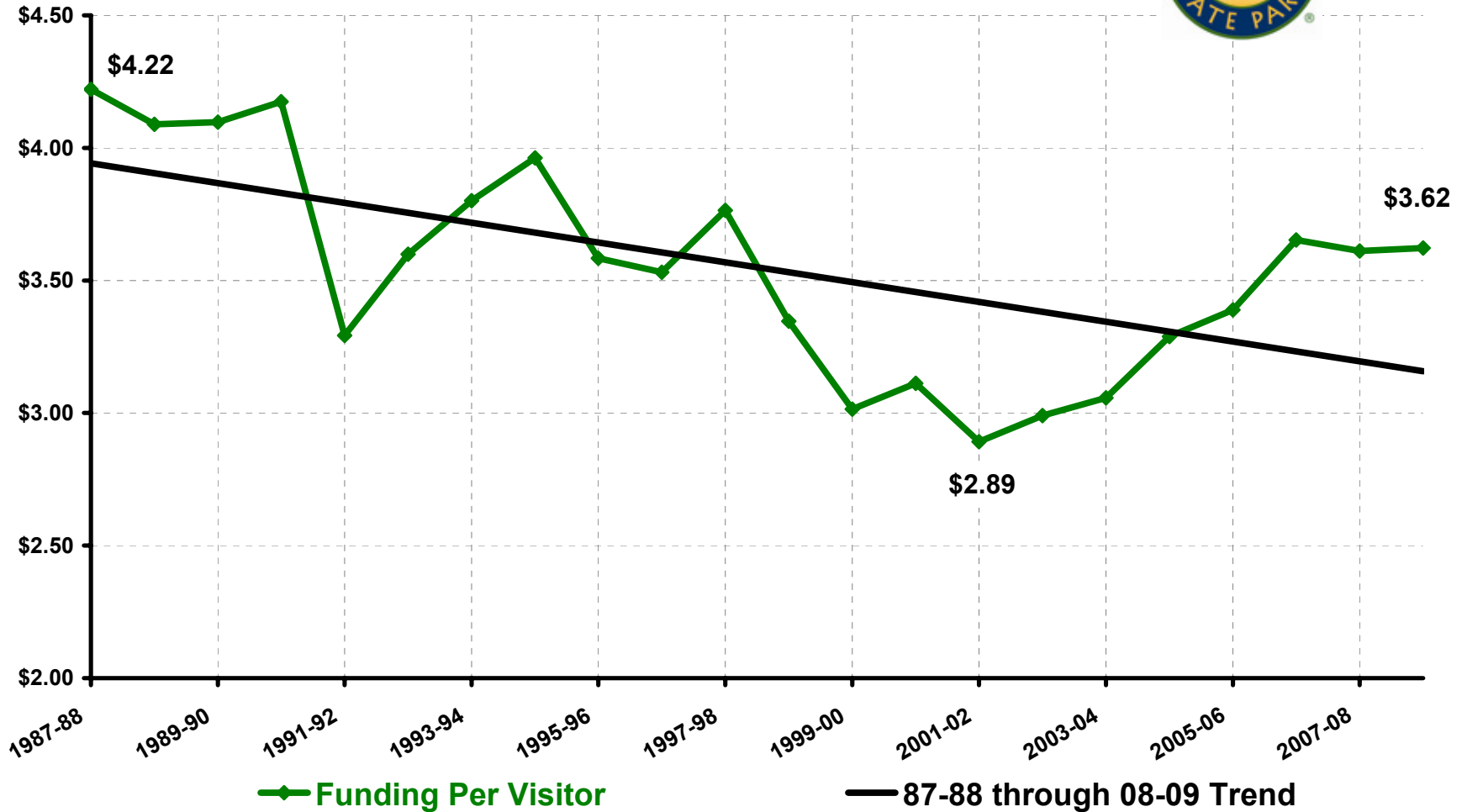


Figure 3

## California State Parks State Operations Funding Per Visitor

Inflation-Adjusted Fiscal Year 2007-08 Dollars



Notes: Current Year Support Budget excluding Main Street, Capital Outlay, carryover authority, one-time funds, OHMVR, bonds, federal funds & reimbursements adjusted to 2007-2008 California CPI. Excludes OHV park visitation. 2004-05 through 2008-09 include operating costs for significant acquisitions at Hearst San Simeon, Coast Dairies, and Ft. Ord Dunes for which attendance figures are not available. 2007-08 and 2008-09 are projections.