

**ASSEMBLY COMMITTEE ON
WATER, PARKS AND WILDLIFE
CALIFORNIA'S SALMON CRISIS:
Understanding the Severity of the Crisis and the State's
Role in Recovery**

**Testimony of
Roger K. Patterson
Assistant General Manager
Metropolitan Water District of Southern
California**

Summary

- Salmon decline is a multi-faceted problem demanding a multi-faceted solution
- Near exclusive focus on flow has not produced results
- Several stressors must be addressed
- Many investments have helped, some not
- New approaches needed

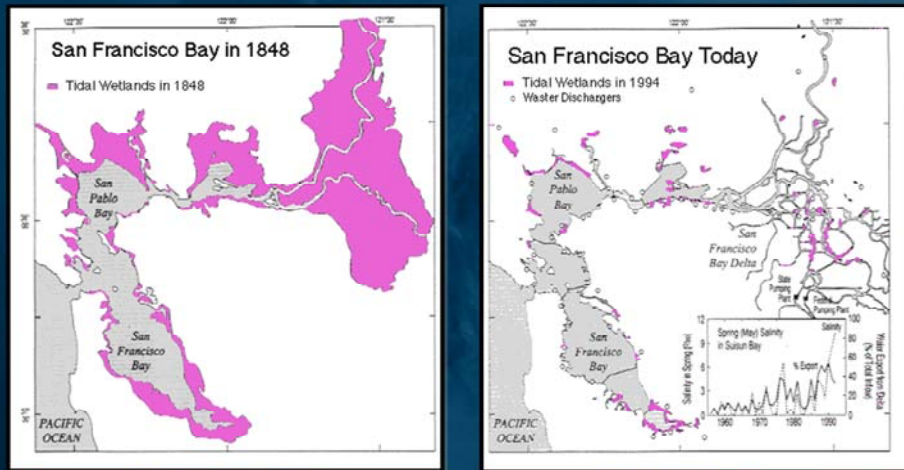
“We predict that the fish communities of [the Delta] will remain numerically dominated by non-native species if the environmental conditions we observed persist in the future.”

Source: Feyrer, F. and M.P. Healey 2003. Fish community structure and environmental correlates in the highly altered southern Sacramento-San Joaquin Delta. *Environmental Biology of Fishes* 66: 123-132, 2003

Salmon	Cause of Loss	Measures to Minimize Losses		
Life Stage	Source	Completed Actions	Now & near-term	Long-term
Outmigration - Delta	Predation by Fish	--	Unlimited harvest of introduced fish. Remove structures.	Unlimited harvest of introduced fish. Remove structures.
	Warm water	--	Minimize heat production - more shade	Minimize heat production - more shade
	Toxics	--	Identify and control	Identify and control
	Food shortage	Wetland restoration	Restore wetlands	Restore wetlands
	Diversions	Reduced exports, closed DCC more	BiOp will reduce export pumping	Build and operate a Peripheral Canal
Ocean rearing	Warm water		Minimize heat production - shade	Minimize heat production - more shade
	Food shortage	Wetland restoration	Wetland restoration	Wetland restoration
	Harvest listed salmon	Time and area exclusions	Total marking and selective fishery	Total marking and mark selective fishery
Spawning	Harvest wild or listed salmon	Time and area exclusions	Total marking and mark selective fishery	Total marking and mark selective fishery
	Habitat access	Provided streamflows, removed small dams	Streamflows for attraction and passage	Streamflows for attraction and passage, build the PC, habitat restoration, passage over dams
	Competition for space and mates	Segregated Butte Creek for spring run	Total marking and mark selective fishery	Total marking and mark selective fishery, exclude hatchery fish from streams
	Less fecund or fertile	--	Total marking and hatchery use of unmarked spawners.	Total marking and hatchery use of unmarked spawners, exclude hatchery fish from streams.
Outmigration - Delta	Predation by Fish	--	Unlimited harvest of introduced fish. Remove structures.	Unlimited harvest of introduced fish. Remove structures.
	Warm water	--	Minimize heat production - shade	Minimize heat production - more shade
	Toxics	--	Identify and control	Identify and control
	Food shortage	Wetland restoration	Restore wetlands	Restore wetlands
	Diversions	Reduced exports, closed DCC more	BiOp will reduce export pumping	Build and operate a Peripheral Canal
Ocean rearing	Warm water		Minimize heat production - shade	Minimize heat production - more shade
	Harvest listed salmon	Time and area exclusions	Total marking and selective fishery	Total marking and mark selective fishery
Spawning	Harvest listed salmon	Time and area exclusions	Total marking and selective fishery	Total marking and mark selective fishery
	Habitat access	Provided streamflows, removed small dams	Streamflows for attraction and passage	Streamflows for attraction and passage, build the PC, habitat restoration, passage over dams
	Competition for space and mates	Segregated Butte Cr. for spring run	Total marking and selective fishery	Total marking and mark selective fishery, exclude hatchery fish from streams
	Less fecund or fertile	--	Total marking and hatchery use of unmarked spawners.	Total marking and hatchery use of unmarked spawners, exclude hatchery fish from streams.

Salmon face hazards at all life stages (egg & incubation, larval rearing, out-migration in rivers, out-migration in Delta, ocean rearing, in-migration, and spawning. We have addressed some loss factors. Major unaddressed factors are habitat loss in the Delta, and the dominance in the ecosystem by non-native competing and predator species. Unless these factors are aggressively addressed, recovery is unlikely.

Native Fish Habitat is Gone



Fish Habitat Then

Fish Habitat Now

Frederic Nichols - An Estuary Undergoing Change

Perhaps the most obvious and dramatic change in the Delta is the widespread loss of shallow water habitat, vital nursery areas for juveniles of almost all fish species, but especially native species such as salmon. Shallow water habitat is also important for primary and secondary producers, the organisms at the base of the food chain that ultimately provide food for native fish. Upstream habitat losses are equally problematic.

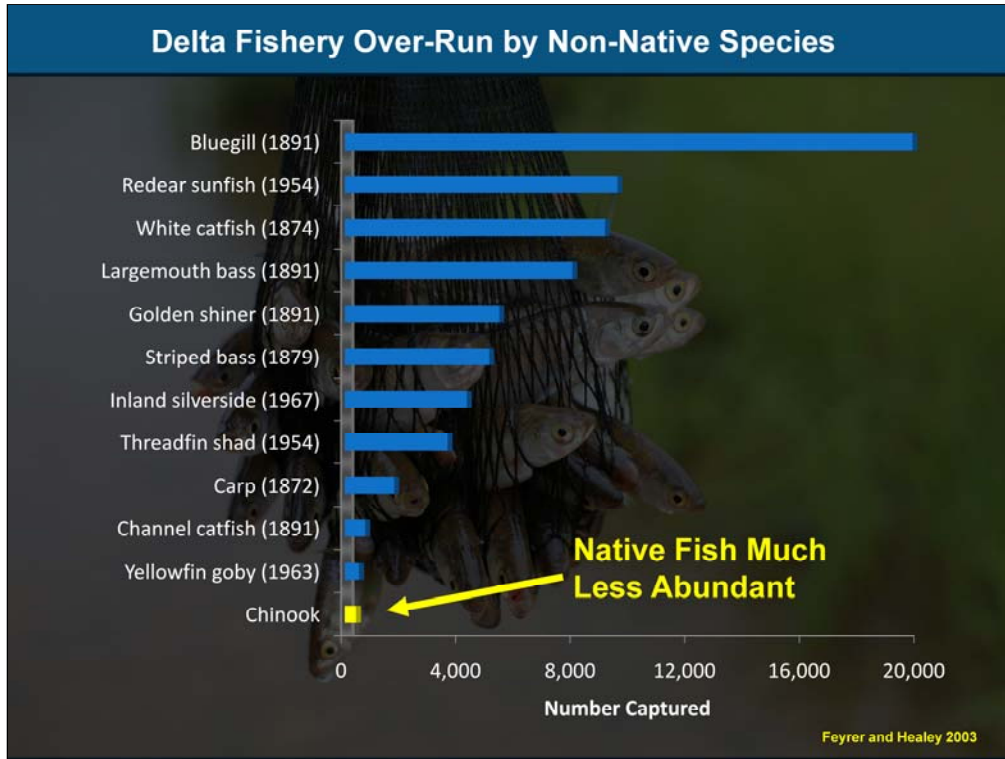
Recovering wetlands can also address other goals, such as raising the elevation of subsided Delta island to reduce catastrophic flooding due to levee failure and to sequester carbon to reduce climate change.

Source: The San Francisco Bay and Delta - An Estuary Undergoing Change, Frederic H. Nichols

http://sfbay.wr.usgs.gov/general_factsheets/change.html

USGS. Carbon Capture Farming, A new future for subsided Delta lands?

http://ca.water.usgs.gov/news/carbon_briefing.pdf



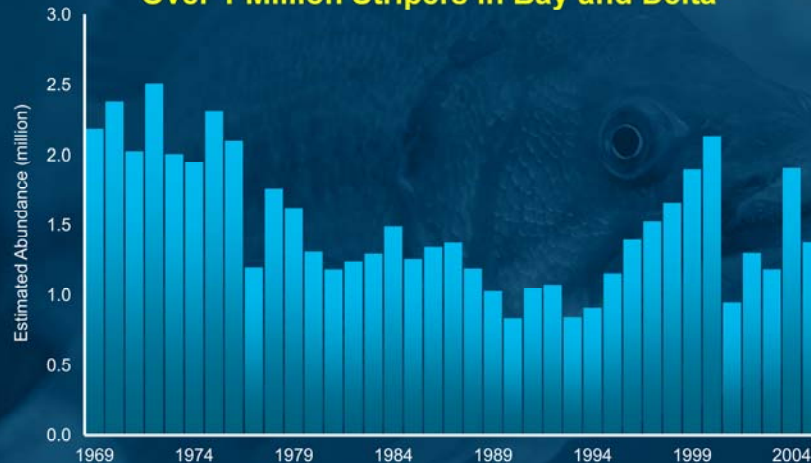
In almost a decade of fish sampling in the south Delta, the 11 most abundant fish captured were non-native species. In this study, which is consistent with other Delta studies, the overwhelming majority of the biomass consisted of non-native fish species. The total biomass of the Delta is about the same as it always has been, but the native species have been replaced with non-natives.

Many of these species compete with native fish, such as juvenile salmon, for limited food and space. Others are known to be significant predators that prey on salmon smolts as they move through the Delta.

Source: Feyrer, F. and M.P. Healey 2003. Fish community structure and environmental correlates in the highly altered southern Sacramento-San Joaquin Delta. *Environmental Biology of Fishes* 66: 123-132, 2003

Striped Bass are the Largest and Most Abundant Predator in Delta

Over 1 Million Stripers in Bay and Delta



Gingras 2008; McGinnis 2006

Striped bass were first introduced in the Delta in 1879, and were so successful that by 1890 there was a commercial fishery underway. As Professor McGinnis notes in his recent *Field Guide to Freshwater Fishes of California*, prior to the 1870's the Delta had no large, pelagic predator that fed voraciously during a long annual stay in freshwater.

Today, although the myth persists that the striped bass population is collapsing, the California Department of Fish and Game estimates that there are over 1 million stripers in the Delta. Their abundance remains high, even though in 1992 the stocking of striped bass in the Delta was curtailed due to concern over predation on the endangered winter-run Chinook salmon.

Gingras M. 2008. DFG Striped Bass Population estimates and stocking data. KNB Data Registry: <http://knb.ecoinformatics.org/knb/metacat/nceas.908.2/nceas>

Striped Bass Predation High at Hot Spots



**Young striped bass with juvenile
Chinook in stomachs**

High Predation Areas:

- Clifton Court Forebay
- Channel Scour Holes
- Artificial Structures

Striped bass predation is high where fish are concentrated, confused, or disoriented. These hot spots are places such as Clifton Court Forebay, channel scour holes, and artificial structures (e.g. bridges, piers, and diversion and discharge pipes) .

Non-Native Predator Fish Deliberately Introduced



Introduced Predatory Species

- Striped Bass
- Largemouth Bass
- Smallmouth Bass
- Redeye Bass
- Spotted Bass
- White Catfish
- Channel Catfish
- Black Crappie

Moyle and Nichols 1974; Brown and Moyle 1993; Dill and Cordone 1997

Historically, the Delta consisted of approximately 29 native fish species, few of which were significant predators of other fish.

The native fish communities of the valley floor, which the aboriginal populations relied on as a source of food, have been almost completely replaced by non-native species.

Although none of these original fish populations were significant predators, today the Delta and lower tributaries are full of large non-native predators that were deliberately introduced into the Delta by the California Department of Fish and Game.

All of the top predators responsible for preying on native fish are currently managed with angling gear, season, and size regulations to maintain or increase their abundance.

Sources:

Moyle, P. B., and R. Nichols. 1974. Decline of the native fish fauna of the Sierra Nevada foothills, central California. *The American Midland Naturalist* 92(1):72-83

Brown, L. R., and P. B. Moyle. 1993. Distribution, ecology, and status of the fishes of the San Joaquin River drainage, California. *California Fish and Game* 79:96-113

Dill, W. A. and A. J. Cordone. 1997. History and status of introduced fishes in California, 1871-1996. *Fish Bulletin* 178: 1-414. California Department of Fish and Game.

Evidence Non-native Predators Impact Native Fish



“Predation by largemouth bass, smallmouth black bass and striped bass may have been a major factor in the global extinction of thicktail chub”

“...bluegill, green sunfish, largemouth bass, striped bass, and black bass, have all been associated with the regional elimination of the native Sacramento perch”

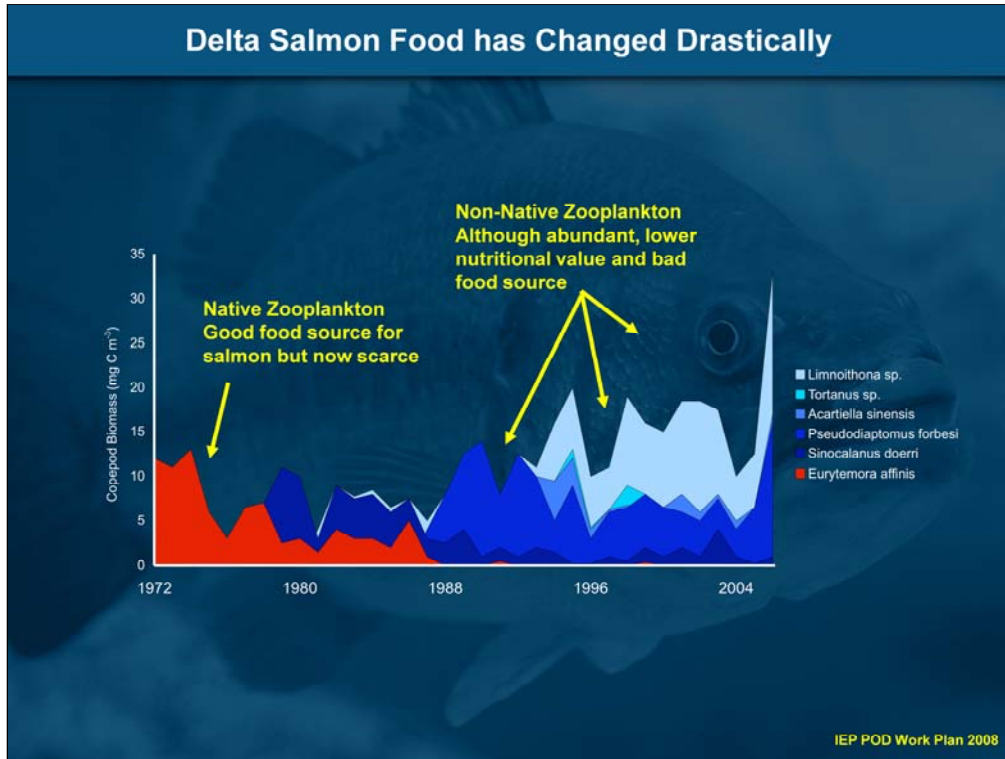


Cohen and Moyle 2004

It is well documented that non-native species harm native fish populations, through competition for food and space, and predation.

Source: Cohen, A.N. and P.B. Moyle. 2004. Summary of data and analyses indicating that exotic species have impaired the beneficial uses of certain California waters. A report submitted to the State Water Resources Control Board. June 2004.

<http://www.sfei.org/bioinvasions/Reports/2004-ImpairedCalWaters382.pdf>



Juvenile salmon feed on zooplankton, but the delta food web is now dominated by non-native species.

Native zooplankton species have been replaced by non-native species, some thought to be less available as prey and with lower nutritional value than native zooplankton.

These significant changes in food resources have the potential to limit native fish production, and according to new research by the Interagency Ecological Program, “the weight of evidence strongly supports bottom-up food limitation as a factor influencing long-term fish trends in the upper estuary.”

Source of graph: Baxter R., R. Breuer, L. Brown, M. Chotkowski, F. Feyrer, B. Herbold, P. Hrodey, A. Mueller-Solger, M. Nobriga, T. Sommer, and K. Souza. June 2008. Interagency Ecological Program 2008 Work Plan to Evaluate the Decline of Pelagic Species in the Upper San Francisco Estuary.
http://www.science.calwater.ca.gov/pdf/workshops/POD/IEP_POD_2008_workplan_060208.pdf

New Ocean Fishery Management Techniques Needed

- Mark all hatchery salmon
 - Technology improvements allow marking all hatchery salmon
- Institute a mark-selection fishery
 - Fishermen harvest only marked salmon
- Win-win for native salmon and salmon fishermen

Fish hatcheries produce 31 million juvenile fall-run Chinook salmon annually and hatchery fish compose up to 90% of the ocean catch. Hatcheries mitigate for habitat lost to dams and water diversions. Yes, hatchery salmon are often underused by fisheries because the harvest is restricted to protect wild Chinook salmon. Ironically, excess hatchery fish then compete for limited habitat and interbreed with wild stocks on spawning grounds.

With marking every hatchery fish, they would be visibly distinguishable from wild salmon. Fisheries could harvest hatchery salmon even when mixed with wild stocks. Wild fish would be released, and allowed to return to spawn.

Total marking would likely cost approximately \$6.3 million annually.

“Marking all salmon released from hatcheries is an important tool for salmon conservation in the Pacific Northwest. We are not using it enough in California. We should.” – Peter Moyle and Richard Sitts, Sacramento Bee, Aug 9, 2008.

Total marking programs already occur in Oregon, Washington, and British Columbia, plus all states and provinces abutting the Great Lakes.

Recent Helpful Investments

- CVPIA, Category III, and CALFED programs
 - Temperature control at Shasta Dam
 - Spawning and rearing habitat for winter-run salmon
 - Butte and Clear creeks
 - Spawning and rearing habitat for spring-run salmon
 - Sacramento River
 - NMFS's top-ten diversions now screened
 - Less hazard for out-migrating young salmon

On Butte Creek, in the 15 years before the approximately \$30 million in projects, a total of 6,000 fish. In the 15 years after, an average of 6,000 each year.

But Some Investments Are Not Performing

- Spawning habitat improved on Tuolumne and Merced rivers
 - But fish populations still low
 - Due to predation by non-native species

Summary

- Salmon decline is a multi-faceted problem demanding a multi-faceted solution
- Near exclusive focus on flow has not produced results
- Several stressors must be addressed
- Many investments have helped, some not
- New approaches needed

“We predict that the fish communities of [the Delta] will remain numerically dominated by non-native species if the environmental conditions we observed persist in the future.”

Source: Feyrer, F. and M.P. Healey 2003. Fish community structure and environmental correlates in the highly altered southern Sacramento-San Joaquin Delta. *Environmental Biology of Fishes* 66: 123-132, 2003